


The Global Submarine and MRO Market 2015–2025

Reference Code: DF0070SR

Published: July 2015

Report Price: US\$ 4,800 (Single Copy)



Summary

“The Global Submarine Market 2015–2025” report offers the reader detailed analysis of the global submarine market over the next ten years, alongside potential market opportunities to enter the industry, using detailed market size forecasts.

The global Submarine market is expected to increase from US\$XX billion in 2015 to US\$XX billion in 2025, with cumulative spending of US\$XX billion. The market is expected to be dominated by North America, occupying XX% of the market share, followed by Asia-Pacific XX% and Europe XX%.

“The Global Submarine Market 2015–2025” provides detailed analysis of the current industry size and growth expectations from 2015 to 2025, including highlights of key growth stimulators. It also benchmarks the industry against key global markets and provides a detailed understanding of emerging opportunities in specific areas.

Key Findings

The global submarine market is estimated to value US\$XX billion in 2015 and is expected to reach US\$XX billion by 2025. The US is expected to witness sustained spending, primarily due to the growing need to replace the ageing Los Angeles- SSN class submarine, and Ohio SSBNs class submarines. Despite military budget cuts, Europe’s share in the global submarine market is projected to increase from XX% in 2015 to XX% in 2025 due to various scheduled deployment which include programs such as the Astute, Successor, Yasen and Borei classes among others, which had been initiated in previous years.

Key Features and Benefits

The report provides detailed analysis of the global submarine market during 2015–2025, including the factors that influence why countries are investing on enhancing their submarine capabilities. It provides detailed expectations of growth rates and projected total expenditure. The report will also provide a deep qualitative analysis of the global submarine sector covering sections including demand drivers, SWOT, industry trends, latest technological developments, among others. The major programs section will inform the user about programs being undertaken within the global submarine departments in different segments of the market.

The market is expected to be dominated by countries in the North America, followed by Asia Pacific and Europe. Latin America and Europe are expected to be the fastest growing markets for submarine with major chunk of expenditure coming from Russia, UK, France and Brazil. The US is also facing growing concerns from the rapidly expanding nuclear submarine fleet from Russia and China and therefore it is striving to extend its regional dominance undersea. In terms of categories, the SSN market is expected to account for the highest proportion of spending in the global submarine market, followed by markets for SSK and SSBN.

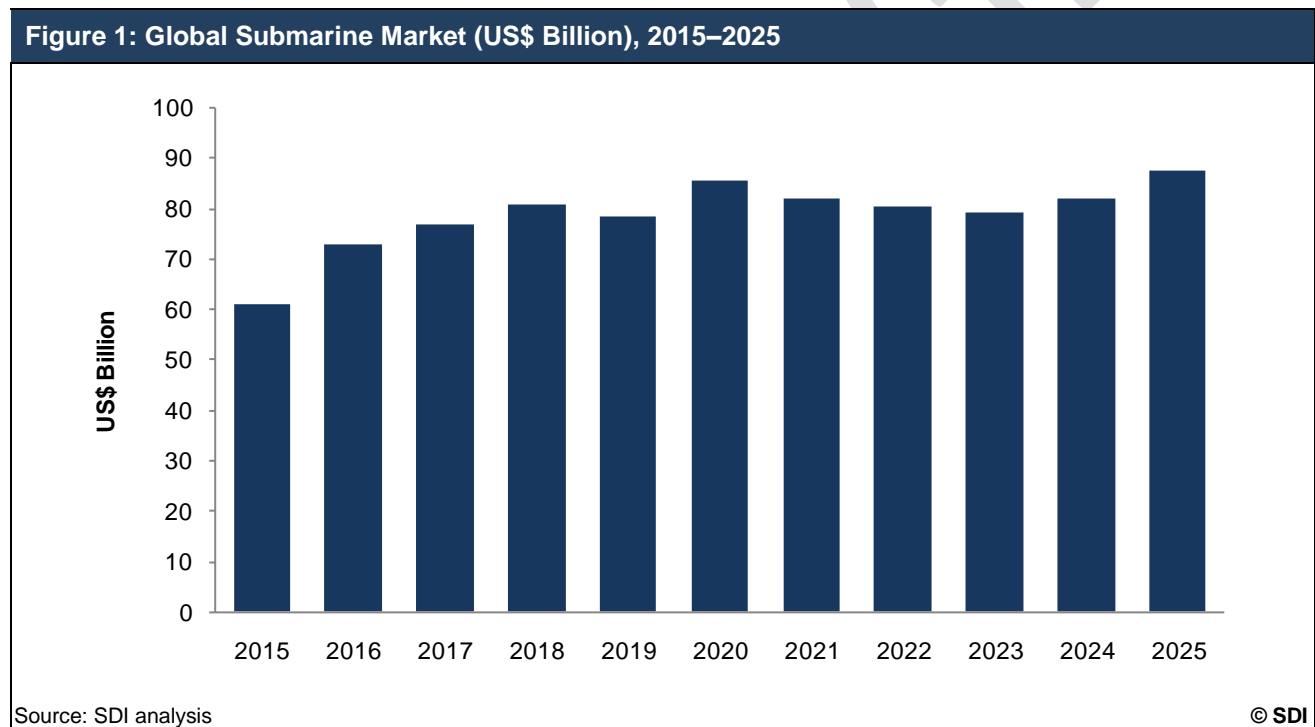
1 Global submarine Market Size and Drivers

1.1 Submarine Market Size and Forecast 2015–2025

1.1.1 Global submarine Market to Value US\$36.6 billion by 2025

The Global submarine programs market is expected to value US\$XX billion in 2015 and increase at a CAGR of XX% to reach US\$XX billion by 2025. The market consists of three Submarine categories: SSK-Diesel Electric Submarine, SSN-Nuclear Attack Submarine and SSBN-Ballistic Missile Submarine. The SSN submarine segment will lead the Submarine market over the forecast period, with a XX% share, followed by the SSK and SSBN segments, with respective shares of XX% and XX%.

The chart below shows the expected submarine market value during 2015–2025:



1.2 Global submarine Market – Regional Analysis

1.2.1 North America Dominates the Global Market

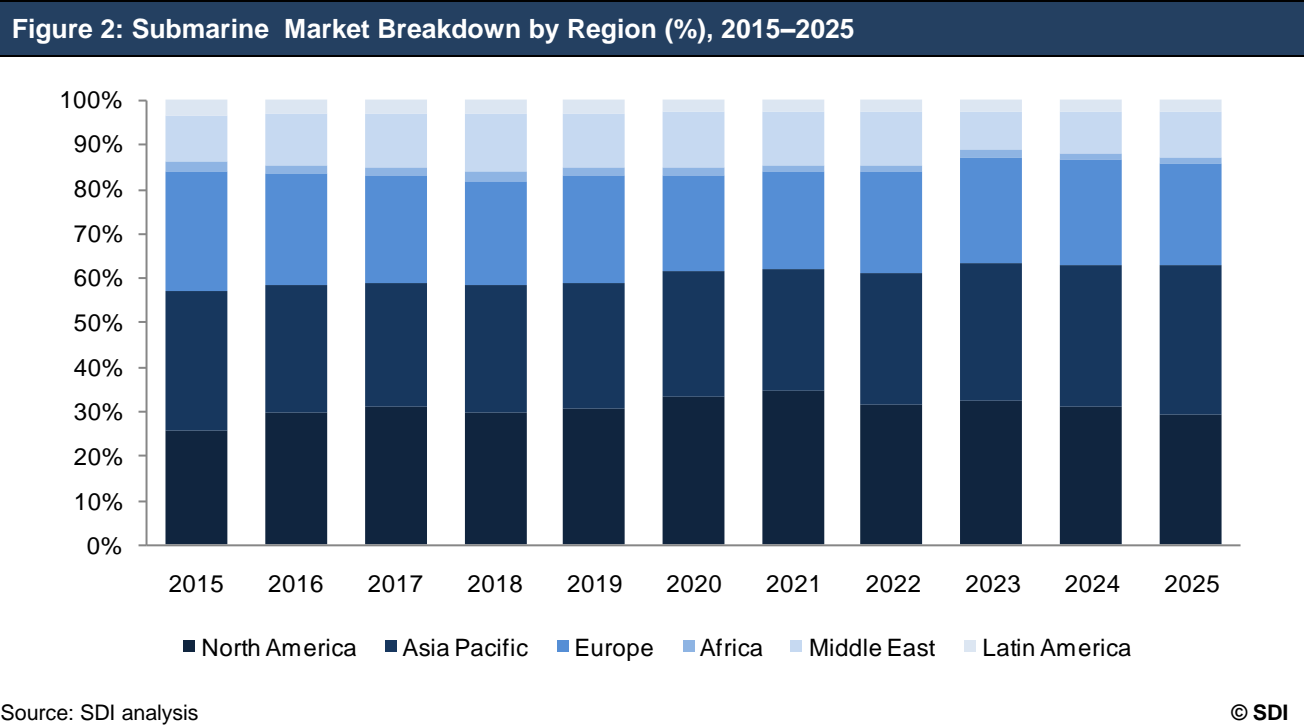
During the forecast period, North America is expected to dominate the Global submarine market, with a total share of XX%. Asia-Pacific and Europe are also expected to account for a significant portion of the total submarine market during the forecast period, with shares of XX% and XX% respectively. Latin America, the Middle East, and Africa cumulatively account for XX% of global submarine expenditure. Europe and Latin America are expected to be the fastest growing markets for submarines with a major chunk of expenditure coming from Russia, France, and Brazil. The US is expected to witness sustained spending, primarily due to the growing need to replace the aging Los Angeles- SSN class submarine, and Ohio SSBNs class submarines. The procurement is expected to strengthen the American nuclear deterrence policy needed for all contingencies, and counter the growing nuclear modernization efforts by Russia, China, and North Korea.

The table below gives a brief overview of the global submarine market:

Table 1: Global submarine Market Overview				
Region	Market in 2015	Market in 2025	Total Market (2015–2025)	Annualized growth/decline (2015–2025)
North America	US\$XX billion	US\$XX billion	US\$XX billion	XX%
Asia-Pacific	US\$XX billion	US\$XX billion	US\$XX billion	XX%
Europe	US\$XX billion	US\$XX billion	US\$XX billion	XX%
Latin America	US\$XX billion	US\$XX billion	US\$XX billion	XX%
Middle East	US\$XX billion	US\$XX billion	US\$XX billion	XX%
Africa	US\$XX billion	US\$XX billion	US\$XX billion	XX%
Total Submarine Market	US\$XX billion	US\$XX billion	US\$XX billion	XX%

Source: SDI analysis © SDI

The following chart shows the regional breakdown of the Global submarine market:



2 SWOT Analysis of the Submarine Market

Table 2: SWOT Analysis of the Submarine market	
Strengths	Weaknesses
Opportunities	Threats
Source: SDI Analysis	© SDI

3 Country Analysis – Submarine Market

3.1 United States Market Size and Forecast 2015–2025

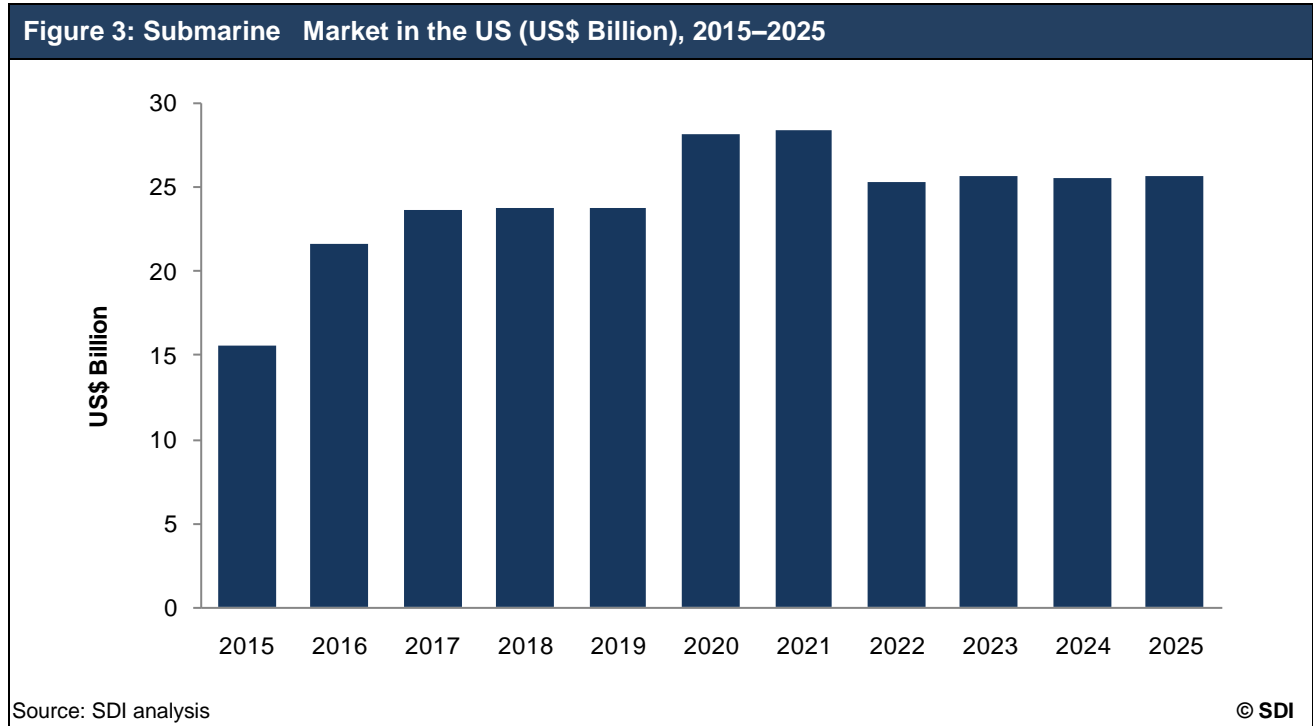
The US submarine market, estimated at US\$XX billion in 2015, is expected to register a CAGR of XX%, to reach US\$XX billion in 2025, with cumulative spending of US\$XX billion over the forecast period. Market growth is primarily driven by the US Navy’s focus on replacing the aging fleets of XX Los Angeles- SSN class, three Seawolf-class submarine, and XX Ohio SSBNs class submarines which maintain the nation’s strategic nuclear deterrence at sea. The country is also facing growing concerns from the rapidly expanding nuclear submarine fleet of Russia and China and is therefore striving to extend its global dominance undersea. Major projects include the US\$XX billion Virginia Class SSN-Nuclear attack submarines and US\$XX billion Ohio-class replacement program (ORP). In addition to the new procurements, the US government has also increased efforts to modernize and maintain the existing submarines with new upgrades, which will result in MRO expenditure, with a positive impact on sector growth rates.

The table below gives a brief overview of the US submarine market:

Table 3: US Submarine Market Overview				
Category	Market in 2015	Market in 2025	Total Market (2015–2025)	Annualized growth/decline (2015–2025)
SSK	US\$XX million	US\$XX billion	US\$XX billion	XX%
SSN	US\$XX million	US\$XX billion	US\$XX billion	XX%
SSBN	US\$XX million	US\$XX billion	US\$XX billion	XX%
Total Submarine market	US\$XX million	US\$XX billion	US\$XX billion	XX%

Source: SDI analysis © SDI

The chart below shows the submarine market size in the US between 2015 and 2025:



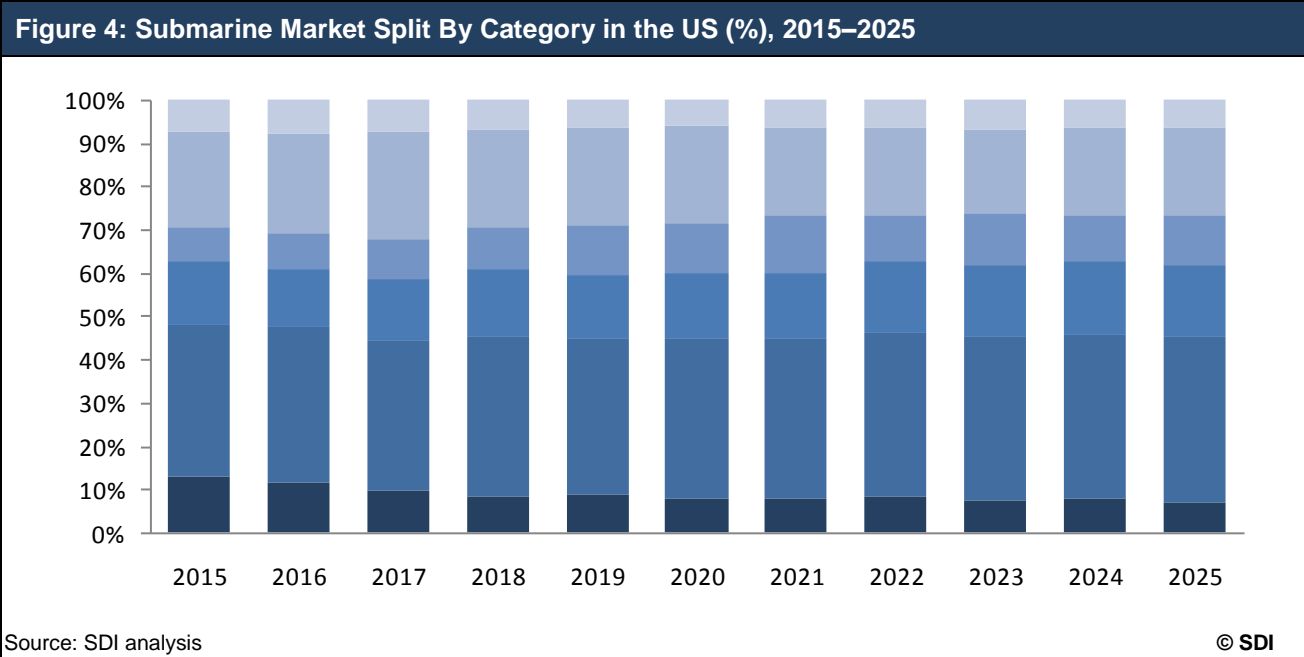
The table below shows the key US Submarine programs:

Table 4: Key US Submarine Programs

Program/Equipment Name	Type	Quantity Procured	Supplier/Country	Delivery Period	Total Contract Value
Ohio Replacement Program	SSBN	XX	Northrop Grumman , General Dynamics & Others	2014-2041	US\$XX Billion
Virginia-class submarines	SSN	XX	General Dynamics Electric Boat	2015-2025	US\$XX Billion

Source: SDI analysis © SDI

The following chart shows the category break-up of the Submarine market in the US from 2015–2025:



SAMPLE

Report Methodology

Strategic Defense Intelligence (SDI) dedicated research and analysis teams consist of experienced professionals with a background in industry research and consulting in the defense sector. The market size is derived by consolidating ongoing procurement programs, modernization initiatives, and future procurement plans, utilizing information gathered through primary and secondary sources. Forecasting is conducted based on the lifetime of current inventory levels, suitability/need of the weapon category for a specific country, budget availability, and opinion of leading industry experts. The following research methodology is followed for all databases and reports.

Secondary Research

The research process begins with exhaustive secondary research to source reliable qualitative and quantitative information related to the Submarine market. The secondary research sources that are typically referred to include, but are not limited to:

- Globally renowned think tanks
- Industry associations
- National government documents and statistical databases
- Company websites, annual reports, financial reports, broker reports, and investor presentations
- Industry trade journals and other literature
- Internal and external proprietary databases
- News articles, press releases, and webcasts specific to the companies operating in the market

Primary Research

SDI conducts hundreds of primary interviews a year with industry participants and commentators in order to validate its data and analysis. A typical research interview fulfils the following functions:

- Provides first-hand information on market size, market trends, growth trends, competitive landscape, and future outlook.
- Helps to validate and strengthen secondary research findings.
- Further develops the analyses team's expertise and market understanding.

The participants who typically take part in such a process include, but are not limited to:

- Industry participants: CEOs, VPs, business development managers, market intelligence managers, and national sales managers.
- External experts: investment bankers, valuation experts, research analysts, and key opinion leaders specializing in defense markets.

Conventions

- Currency conversions are performed on the basis of average annual conversion rate format calculations.
- All the values in tables, with the exception of compounded annual growth rate (CAGR) and compounded annual rate of change (CARC) are displayed to one decimal place. Growth rates may, therefore, appear inconsistent with absolute values due to this rounding method.

Related Reports

The Global Naval Vessels and Surface Combatants Market 2015–2025

The Global Armored Vehicles and MRO Market 2015–2025

The Global Military Simulation and Virtual Training Market 2015-2025

The Global Military Fixed-Wing Aircraft Market 2015–2025

The Global Military Rotorcraft Market 2015–2025

The Global Soldier Modernization Market 2015–2025

TABLE OF CONTENTS

1	Executive Summary	10
2	Defense Budgets and Modernization Review	11
2.1	Defense Budget Spending Review	11
2.2	Defense Modernization Review	14
2.3	Global Submarine Market – Regional Analysis	17
2.3.1	Global Submarine Market to Value US\$XX billion by 2025	17
2.3.2	North America Dominates the Global Market.....	18
2.3.3	Russia to Lead European Market.....	19
2.3.4	Asia-Pacific Market to Grow Steadily	20
2.3.5	Middle East Market to exhibit strong growth	21
2.3.6	Brazil to Lead Latin American Market	22
2.3.6.1	Markets in Africa expected to decrease over the forecast period	23
2.4	Submarine Sub–Sector Market Size Composition	24
2.4.1	SSN Submarines to exhibit steady growth rate	24
2.4.2	SSK Market to Grow at a CAGR of XX% over the Forecast Period	25
2.4.3	SSBN to Register a CAGR of XX%.....	26
2.5	Demand Drivers, Trends, Challenges.....	27
2.5.1	Demand Drivers	27
2.5.2	Market Trends	29
2.5.3	Industry Consolidation.....	30
2.5.4	Technological developments.....	31
2.5.5	Key Challenges	33
3	SWOT Analysis of the Submarine Market	34
3.1	SWOT Analysis: Strengths	35
3.2	SWOT Analysis: Weaknesses	37
3.3	SWOT Analysis: Opportunities	38
3.4	SWOT Analysis: Threats	40
4	Trend Analysis - Key Defense Markets.....	41
4.1	Key Markets Analysis: Overview.....	41
4.2	Key Markets Analysis: US	42
4.2.1	US: Market Overview	42
4.2.2	Country Analysis: US	43
4.2.3	Country Analysis: US – SSN.....	44
4.2.4	Country Analysis: US – SSBN	46
4.3	Key Markets Analysis: Russia	47

4.3.1	Russia: Market Overview	47
4.3.2	Country Analysis: Russia	48
4.3.3	Country Analysis: Russia – SSBN	49
4.3.4	Country Analysis: Russia – SSN.....	50
4.3.5	Country Analysis: Russia – SSK.....	51
4.4	Key Markets Analysis: UK	52
4.4.1	UK: Market Overview	52
4.4.2	Country Analysis: UK	53
4.4.3	Country Analysis: UK – SSBN	54
4.4.4	Country Analysis: UK – SSN.....	55
4.5	Key Markets Analysis: France	56
4.5.1	France: Market Overview	56
4.5.2	Country Analysis: France	57
4.5.3	Country Analysis: France – SSN.....	58
4.6	Key Markets Analysis: China	59
4.6.1	China: Market Overview	59
4.6.2	Country Analysis: China	60
4.6.3	Country Analysis: China – SSBN	61
4.6.4	Country Analysis: China – SSK.....	62
4.6.5	Country Analysis: China – SSN	63
4.7	Key Markets Analysis: Australia.....	64
4.7.1	Australia: Market Overview	64
4.7.2	Country Analysis: Australia	65
4.7.3	Country Analysis: Australia – SSK.....	66
4.8	Key Markets Analysis: India.....	67
4.8.1	India: Market Overview.....	67
4.8.2	Country Analysis: India.....	68
4.8.3	Country Analysis: India – SSK	69
4.8.4	Country Analysis: India – SSN.....	70
4.8.5	Country Analysis: India – SSBN.....	71
4.9	Key Markets Analysis: Saudi Arabia	72
4.9.1	Saudi Arabia Market Overview.....	72
4.10	Key Markets Analysis: Israel.....	73
4.10.1	Israel: Market Overview.....	73
4.11	Key Markets Analysis: Brazil	74
4.11.1	Brazil: Market Overview	74
4.11.2	Country Analysis: Brazil	75
4.11.3	Country Analysis: Brazil – SSK	76

4.11.4 Country Analysis: Brazil – SSN.....	77
4.12 Key Markets Analysis: Argentina	78
4.12.1 Argentina: Market Overview	78
4.12.2 Country Analysis: Argentina – SSN	79
4.13 Key Markets Analysis: Egypt	80
4.13.1 Egypt: Market Overview	80
4.13.2 Country Analysis: Egypt – SSK.....	81
5 Key Global Submarine Programs Analysis.....	82
5.1 US - Virginia-Class attack submarine	82
5.2 Ohio-class replacement program (ORP).....	83
5.3 Nuclear powered submarines	84
5.4 Jin-Class (Type 094)	85
5.5 SEA 1000 future submarine project.....	86
5.6 Project-75 (I).....	87
5.7 UK- Successor Class SSBN program.....	88
5.8 Russia- Project 955 Borei class.....	89
5.9 UK- Astute Class SSN program.....	90
5.10 France - Barracuda Class SSN program	91
6 Competitive Landscape and Strategic Insights.....	92
6.1 BAE Systems Plc: Overview.....	92
6.2 BAE Systems: Alliances and Contracts	93
6.3 BAE Systems: Financial Analysis	94
6.4 DCNS: Overview	95
6.5 DCNS: Alliances and Contracts.....	96
6.6 Navantia S.A. Overview.....	97
6.7 Navantia S.A.: Alliances and Contracts	98
6.8 Fincantieri SpA Overview	99
6.9 Fincantieri: Contracts.....	100
6.10 Saab Kockums: Overview.....	101
6.11 Saab Kockums: Alliances and Contracts	102
6.12 Mazagon Dock: Overview.....	103
6.13 Mazagon Dock: Alliances and Contracts	104
6.14 Daewoo Shipbuilding & Marine Engineering Co., Ltd (DSME): Overview	105
6.15 Daewoo Shipbuilding & Marine Engineering Co., Ltd (DSME): Alliances and Contracts.....	106
6.16 DSME : Financial Analysis.....	107

6.17	PO Sevmash: Overview	108
6.18	PO Sevmash: Alliances and Contracts	109
6.19	ThyssenKrupp Marine Systems (TKMS): Overview	110
6.20	ThyssenKrupp Marine Systems (TKMS): Alliances & Contracts	111
6.21	Huntington Ingalls Industries (HII): Overview	112
6.22	Huntington Ingalls Industries (HII): Alliances and Contracts.....	113
6.23	Huntington Ingalls Industries (HII): Financial Analysis	114
6.24	Admiralty Shipyard: Overview.....	115
6.25	Admiralty Shipyard: Contracts	116
6.26	General Dynamics Electric Boat Corp: Overview.....	117
6.27	General Dynamics Electric Boat: Contracts	118
6.28	General Dynamics Electric Boat Corp: Financial Analysis	119
6.29	ASC Pty Ltd: Overview	120
6.30	ASC Pty Ltd: Alliances and Contracts.....	121
6.31	ASC Pty Ltd: Financial Analysis.....	122
6.32	Mitsubishi Heavy Industries (MHI): Overview.....	123
6.33	Mitsubishi Heavy Industries (MHI): Alliances and Contracts	124
6.34	Mitsubishi Heavy Industries (MHI): Financial Analysis	125
6.35	Kawasaki Shipbuilding Corporation: Overview.....	126
6.36	Kawasaki Shipbuilding Corporation: Alliances and Contracts	127
6.37	Lockheed Martin: Overview	128
6.38	Lockheed Martin Contracts.....	129
6.39	Lockheed Martin : Financial Analysis.....	130
7	Appendix	131
7.1	Methodology.....	131
7.2	Definitions	132
7.3	About Strategic Defence Intelligence.....	133

LIST OF FIGURES

Figure 1: Executive Summary	10
Figure 2: Defense Budget Spending Review: North America and Europe	11
Figure 3: Defense Budget Spending Review: Asia Pacific and Middle East	12
Figure 4: Defense Budget Spending Review: Latin America and Africa	13
Figure 5: Defense Modernization Review: North America and Latin America	14
Figure 6: Defense Modernization Review: Europe and Asia Pacific	15
Figure 7: Defense Modernization Review: Africa and Middle East	16
Figure 8: Regional Analysis: Overview.....	17
Figure 9: Regional Analysis: North America.....	18
Figure 10: Regional Analysis: Europe	19
Figure 11: Regional Analysis: Asia Pacific	20
Figure 12: Regional Analysis: Middle East	21
Figure 13: Regional Analysis: Latin America	22
Figure 14: Regional Analysis: Africa	23
Figure 15: Sector Analysis: SSN.....	24
Figure 16: Sector Analysis: SSK.....	25
Figure 17: Sector Analysis: SSBN	26
Figure 18: Demand Drivers.....	27
Figure 19: Demand Drivers.....	28
Figure 20: Market Trends.....	29
Figure 21: Industry Consolidation	30
Figure 22: Technological developments.....	31
Figure 23: Technological developments.....	32
Figure 24: Key Challenges.....	33
Figure 25: SWOT Analysis of the Submarine Market	34
Figure 26: Strengths	35
Figure 27: Strengths	36
Figure 28: Weaknesses	37
Figure 29: Opportunities	38
Figure 30: Opportunities	39
Figure 31: Threats	40
Figure 32: Market Overview.....	41
Figure 33: US Submarine Market Overview	42
Figure 34: Country Analysis: US.....	43
Figure 35: Country Analysis: US – SSN.....	44
Figure 36: Country Analysis: US – SSN.....	45
Figure 37: Country Analysis: US – SSBN	46
Figure 38: Russian Submarine Market Overview	47
Figure 39: Country Analysis: Russia	48
Figure 40: Country Analysis: Russia – SSBN.....	49
Figure 41: Country Analysis: Russia – SSN.....	50
Figure 42: Country Analysis: Russia – SSK.....	51
Figure 43: UK Submarine Market Overview	52
Figure 44: Country Analysis: UK.....	53
Figure 45: Country Analysis: UK – SSBN	54
Figure 46: Country Analysis: UK – SSN.....	55
Figure 47: France Submarine Market Overview	56
Figure 48: Country Analysis: France.....	57
Figure 49: Country Analysis: France – SSN.....	58
Figure 50: China Submarine Market Overview.....	59
Figure 51: Country Analysis: China.....	60
Figure 52: Country Analysis: China – SSBN	61
Figure 53: Country Analysis: China – SSK.....	62
Figure 54: Country Analysis: China – SSN.....	63
Figure 55: Australia Submarine Market Overview	64
Figure 56: Country Analysis: Australia	65

Figure 57: Country Analysis: Australia-SSK	66
Figure 58: India Submarine Market Overview	67
Figure 59: Country Analysis: India	68
Figure 60: Country Analysis: India – SSK	69
Figure 61: Country Analysis: India – SSN	70
Figure 62: Country Analysis: India – SSBN	71
Figure 63: Saudi Arabia Submarine Market Overview	72
Figure 64: Israel Global Market Overview	73
Figure 65: Brazil Submarine Market Overview	74
Figure 66: Country Analysis: Brazil	75
Figure 67: Country Analysis: Brazil – SSK	76
Figure 68: Country Analysis: Brazil – SSN	77
Figure 69: Argentina Submarine Market Overview	78
Figure 70: Country Analysis: Argentina – SSN	79
Figure 71: Egypt Submarine Market Overview	80
Figure 72: Country Analysis: Egypt– SSK	81
Figure 73: Program Details – US - Virginia-Class attack submarine	82
Figure 74: Program Details – Ohio-class replacement program (ORP)	83
Figure 75: Program Details – Nuclear Powered Submarines	84
Figure 76: Program Details – Jin-Class (Type 094)	85
Figure 77: Program Details – Sea 1000 future submarine project	86
Figure 78: Program Details – Project 75(I)	87
Figure 79: Program Details – Successor Class SSBN program	88
Figure 80: Program Details – Project 955 Borei class	89
Figure 81: Program Details – UK- Astute Class SSN program	90
Figure 82: Program Details – France - Barracuda Class SSN program	91
Figure 83: BAE Systems Plc– Overview	92
Figure 84:BAE Systems – Alliances and Contracts	93
Figure 85:BAE Systems – Financial Information	94
Figure 86: DCNS – Overview	95
Figure 87: DCNS – Alliances and Contracts	96
Figure 88: Navantia S.A. – Overview	97
Figure 89: Navantia – Alliances and Contracts	98
Figure 90: Fincantieri SpA– Overview	99
Figure 91: Fincantieri– Contracts	100
Figure 92: Saab Kockums – Overview	101
Figure 93: Saab Kockums – Alliances and Contracts	102
Figure 94:Mazagon Dock – Overview	103
Figure 95: Mazagon Dock – Alliances and Contracts	104
Figure 96: Daewoo Shipbuilding & Marine Engineering Co., Ltd (DSME) – Overview	105
Figure 97: Daewoo Shipbuilding & Marine Engineering Co., Ltd (DSME) –Alliances and Contracts	106
Figure 98:DSME – Financial Information	107
Figure 99: PO Sevmash – Overview	108
Figure 100: PO Sevmash – Alliances and Contracts	109
Figure 101: ThyssenKrupp Marine Systems (TKMS) – Overview	110
Figure 102: TKMS – Alliances and Contracts	111
Figure 103: Huntington Ingalls Industries (HII) – Overview	112
Figure 104: Huntington Ingalls Industries (HII) – Alliances and Contracts	113
Figure 105:HII – Financial Information	114
Figure 106: Admiralty Shipyard – Overview	115
Figure 107: Admiralty Shipyard –Contracts	116
Figure 108: General Dynamics Electric Boat Corp – Overview	117
Figure 109: General Dynamics Electric Boat – Contracts	118
Figure 110: General Dynamics Electric Boat Corp – Financial Information	119
Figure 111: ASC Pty Ltd – Overview	120
Figure 112: ASC Pty Ltd – Alliances and Contracts	121
Figure 113: ASC Pty Ltd – Financial Information	122
Figure 114: Mitsubishi Heavy Industries (MHI)– Overview	123
Figure 115: ASC Pty Ltd – Alliances and Contracts	124

Figure 116: Mitsubishi Heavy Industries (MHI)– Financial Information	125
Figure 117: Kawasaki Shipbuilding Corporation – Overview	126
Figure 118: Kawasaki Shipbuilding Corporation – Alliances and Contracts	127
Figure 119: Lockheed Martin – Financial Information.....	128
Figure 120: Lockheed Martin –Contracts	129
Figure 121: Lockheed Martin Financial Information.....	130
Figure 122: Methodology	131
Figure 123: Definitions.....	132
Figure 124: About SDI	133

SAMPLE PAGES